

Scaled data based on original data using
LM-79-08 Approved Method: Electrical and Photometric Measurements of Solid-
State Lighting Products

Test Report Prepared for
Cooper Lighting Solutions
(formerly Eaton)

Brand: STREETWORKS

Report Number: P451134

Luminaire Tested: **GLAN-SA2A-727-U-T1**

Issue Date: 1/4/2021

Test Information

Test Method: LM-79-08
Report Number: P451134
TEST IS SCALED FROM IESNA LM-79-08 TEST DATA (G3-2011-042-5)
Test Lab: INNOVATION CENTER
Issue Date: 1/4/2021
Manufacturer: COOPER LIGHTING SOLUTIONS (FORMERLY EATON)
Product Line: STREETWORKS
Catalog Number: GLAN-SA2A-727-U-T1
Description: GALLEON AREA AND ROADWAY LUMINAIRE
(2) 70 CRI, 2700K, 615mA LIGHTSQUARES WITH 16 LEDS EACH AND TYPE I OPTICS
Light Source: -
Ballast/Driver: ELECTRONIC DRIVER

Summary

Lumens per Lamp: N/A
Luminaire Lumens: 7677 lumens
Efficiency: N/A
Efficacy: 121.9 lumens/watt
Luminous Opening: Rectangular (W 0.5' x L: 1' x H: 0')
IES Classification: Type I - Short
BUG Rating: B3 - U0 - G3

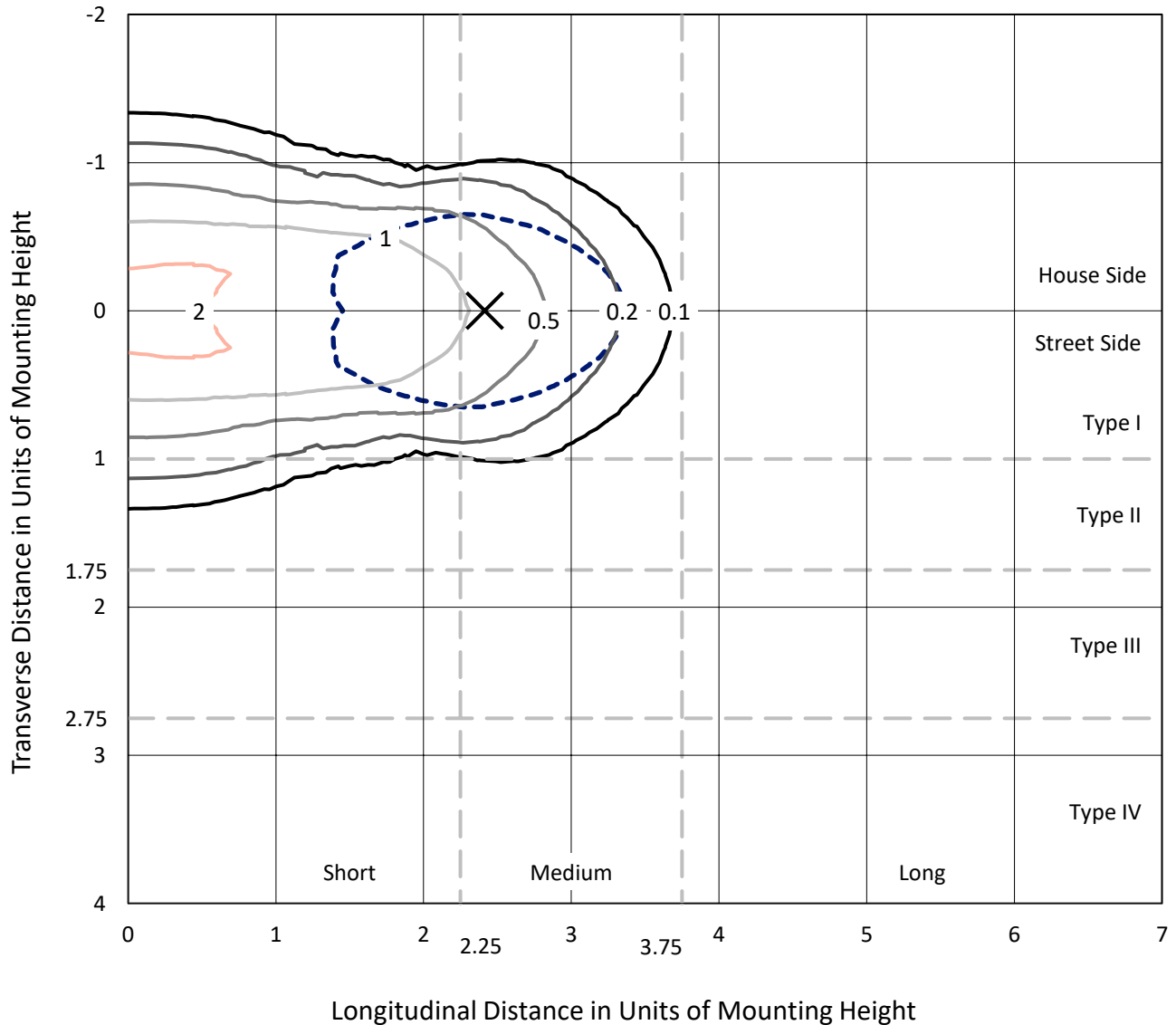
Input Watts (W): 63
Input Voltage (V): NR
Input Current (A_{in}): NR
Voltage Rise (V): NR
Power Factor: NR
Total Harmonic Distortion (THDi): NR
Frequency (hertz): 60
Stabilization Time: NR
Operation Time: NR
Ambient Temperature (°C): NR
Test Distance: 24 FT



REPORT NUMBER: P451134
 CATALOG NUMBER: GLAN-SA2A-727-U-T1

Iso-Footcandle Lines of Horizontal Illumination

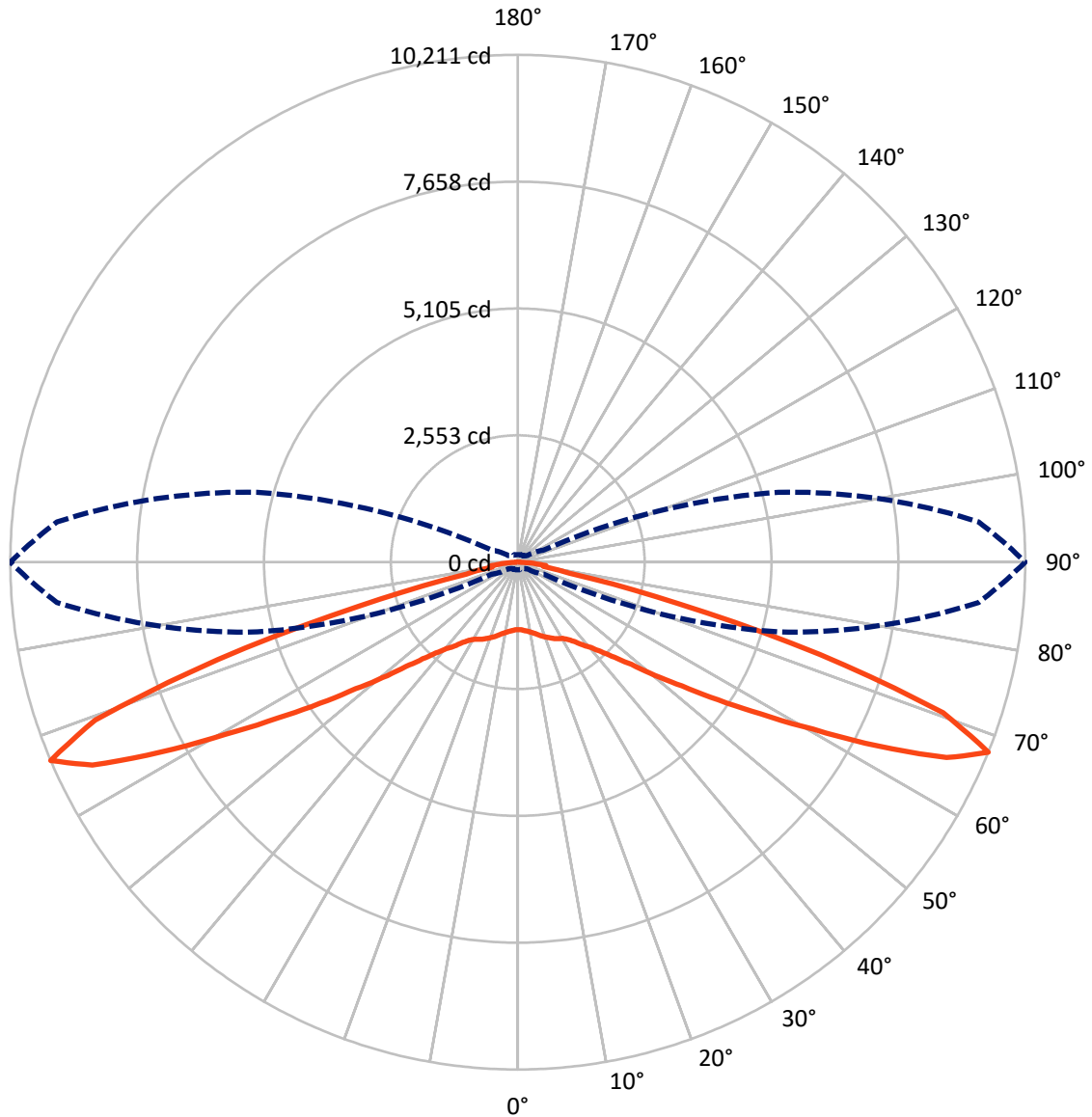
× Max cd
 - - - 1/2 Max cd



Based on 25 foot mounting height. Maximum calculated value = 2.3 fc
 Type I - Short - N/A

REPORT NUMBER: P451134
CATALOG NUMBER: GLAN-SA2A-727-U-T1

Luminous Intensity Polar Plot



— Vertical Plane Through 90-Deg Lateral - - - Horizontal Cone Through 67.5-Deg Vertical

REPORT NUMBER: P451134

CATALOG NUMBER: GLAN-SA2A-727-U-T1

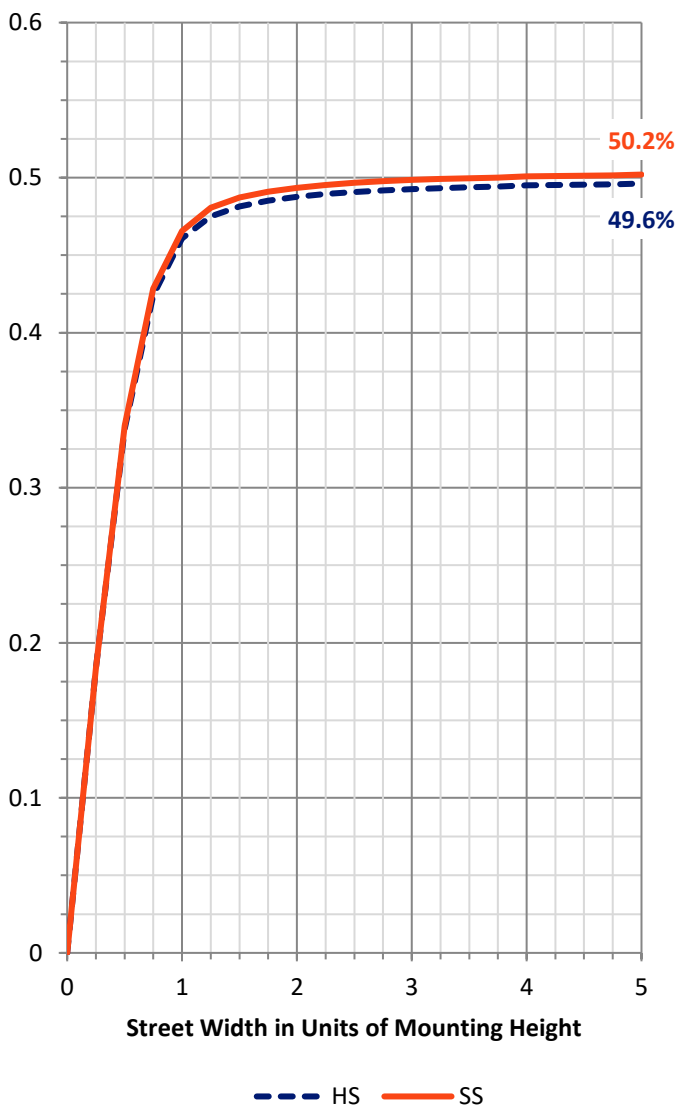
FLUX DISTRIBUTION:

		Downward	Upward	Total
House Side	Lumens	3838.5	0.0	3838.5
	% Fixture	50.0	0.0	50.0
Street Side	Lumens	3838.5	0.0	3838.5
	% Fixture	50.0	0.0	50.0
Total	Lumens	7677.0	0.0	7677.0
	% Fixture	100.0	0.0	100.0

Coefficient of Utilization

ZONAL LUMENS:

Zone	Lumens	% Fixture
0°-10°	135.5	1.8
10°-20°	433.5	5.6
20°-30°	725.6	9.5
30°-40°	983.0	12.8
40°-50°	1245.1	16.2
50°-60°	1555.5	20.3
60°-70°	1828.4	23.8
70°-80°	699.5	9.1
80°-90°	70.9	0.9
90°-100°	0.0	0.0
100°-110°	0.0	0.0
110°-120°	0.0	0.0
120°-130°	0.0	0.0
130°-140°	0.0	0.0
140°-150°	0.0	0.0
150°-160°	0.0	0.0
160°-170°	0.0	0.0
170°-180°	0.0	0.0
0°-90°	7677.0	100.0
0°-180°	7677.0	100.0



REPORT NUMBER: P451134

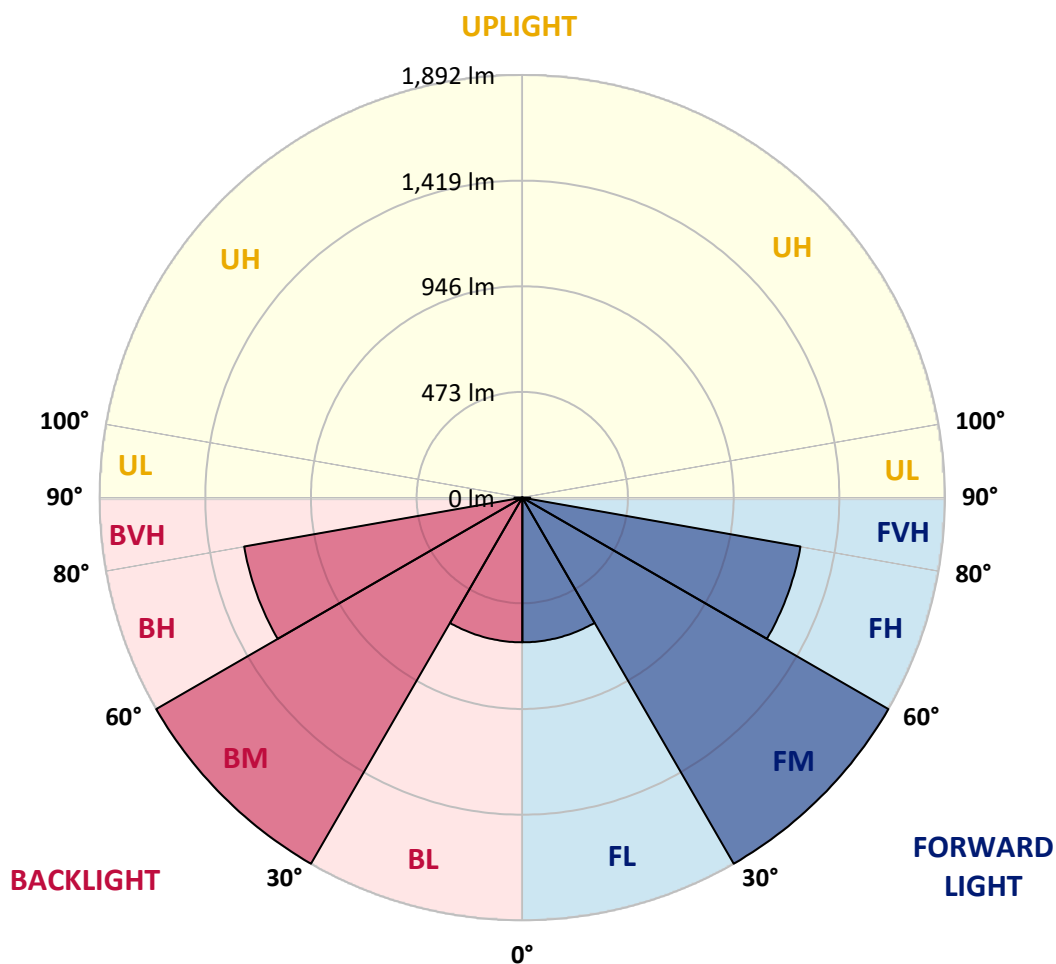
CATALOG NUMBER: GLAN-SA2A-727-U-T1

LUMINAIRE CLASSIFICATION SYSTEM LUMEN TABLE AND BUG RATING:

Zone	Lumens	% Fixture	Zone Rating/Lumen Limit		
			B	U	G
FL (0°-30°)	647.3	8.4			
FM (30°-60°)	1891.8	24.6			
FH (60°-80°)	1263.9	16.5			G1/1800
FVH (80°-90°)	35.4	0.5			G1/100
BL (0°-30°)	647.3	8.4	B2/1000		
BM (30°-60°)	1891.8	24.6	B2/2500		
BH (60°-80°)	1263.9	16.5	B3/2500		G3/2500
BVH (80°-90°)	35.4	0.5			G1/100
UL (90°-100°)	0.0	0.0		U0/0	
UH (100°-180°)	0.0	0.0		U0/0	

BUG Rating: B3-U0-G3

Type I Short





REPORT NUMBER: P451134

CATALOG NUMBER: GLAN-SA2A-727-U-T1

CANDELA DISTRIBUTION (FULL):

	0°	5°	15°	25°	35°	45°	55°	65°	75°	85°	90°
0°	1359.1	1359.1	1359.1	1359.1	1359.1	1359.1	1359.1	1359.1	1359.1	1359.1	1359.1
2.5°	1376.5	1375.6	1376.1	1375.6	1376.9	1376.1	1371.0	1366.7	1363.3	1363.7	1362.5
5°	1405.8	1406.3	1406.7	1404.6	1407.5	1405.8	1397.8	1391.0	1384.1	1381.6	1380.7
7.5°	1430.1	1432.2	1433.5	1435.6	1440.7	1440.7	1436.4	1426.7	1411.8	1403.3	1402.9
10°	1454.3	1456.0	1459.8	1466.6	1475.1	1483.2	1481.5	1468.3	1449.2	1434.7	1431.3
12.5°	1462.8	1464.9	1477.7	1497.2	1516.4	1532.1	1532.1	1521.5	1496.8	1474.7	1468.3
15°	1433.0	1436.9	1459.8	1501.5	1551.6	1586.1	1593.7	1578.8	1552.5	1518.5	1510.8
17.5°	1373.9	1383.3	1416.9	1478.5	1561.8	1633.3	1655.4	1648.1	1614.1	1570.8	1561.8
20°	1310.6	1320.8	1356.5	1438.1	1553.3	1660.9	1725.1	1726.8	1684.7	1621.8	1608.6
22.5°	1240.9	1248.5	1294.5	1390.1	1527.8	1667.3	1785.0	1814.4	1757.4	1672.8	1654.1
25°	1162.7	1171.2	1219.2	1322.5	1479.8	1660.0	1839.9	1904.5	1833.5	1727.2	1703.4
27.5°	1087.8	1091.3	1142.7	1247.7	1416.5	1641.3	1880.2	1987.4	1917.7	1772.3	1742.1
30°	1016.0	1024.1	1069.6	1173.3	1343.8	1604.8	1915.1	2081.8	2008.2	1819.5	1780.8
32.5°	939.9	949.7	999.0	1104.0	1271.1	1549.9	1936.4	2185.1	2134.5	1896.0	1854.7
35°	866.8	873.2	922.9	1024.9	1200.1	1486.2	1940.2	2301.5	2297.3	2012.0	1957.2
37.5°	792.0	801.3	851.5	949.3	1124.8	1418.6	1921.1	2425.2	2493.7	2173.1	2114.1
40°	720.1	728.2	777.5	876.1	1039.4	1336.1	1875.6	2538.3	2722.8	2338.9	2255.2
42.5°	641.9	644.0	698.0	798.4	955.6	1240.5	1810.1	2639.1	2978.3	2561.3	2457.1
45°	553.1	558.6	608.8	707.4	859.6	1133.3	1721.3	2722.4	3302.2	2869.5	2727.5
47.5°	464.2	468.9	514.8	612.2	754.6	1010.5	1584.4	2795.5	3634.7	3261.0	3074.8
50°	377.5	380.0	417.5	503.8	636.4	881.2	1414.8	2818.9	4010.5	3815.3	3577.7
52.5°	298.4	302.3	330.7	398.3	510.1	728.6	1231.5	2761.1	4449.2	4472.6	4137.6
55°	241.9	243.2	264.4	314.2	398.8	568.8	1010.5	2600.0	4921.0	5314.7	4887.5
57.5°	208.3	209.2	221.1	248.7	306.9	428.9	783.9	2295.2	5344.9	6301.4	5752.1
60°	189.2	189.6	196.4	212.6	243.2	329.0	561.6	1864.9	5763.2	7399.4	6826.8
62.5°	177.3	177.3	181.9	190.9	205.8	252.5	406.8	1345.5	6049.7	8513.6	8151.4
65°	165.8	165.8	169.2	175.6	183.6	206.6	300.6	877.4	6042.5	9325.2	9483.7
67.5°	152.6	152.6	155.2	161.5	166.2	177.7	232.1	574.7	5427.8	9307.3	10210.7
70°	136.9	136.9	140.3	145.8	149.6	156.9	183.2	393.2	3987.5	7947.0	9080.7
72.5°	121.2	121.6	123.7	129.2	132.2	136.5	152.2	275.5	2446.1	5411.2	6349.4
75°	103.7	104.6	106.7	112.2	114.8	116.5	128.4	196.4	1237.5	2917.5	3321.8
77.5°	83.7	85.4	86.7	92.7	94.4	96.9	105.9	142.0	543.3	1048.3	1057.7
80°	61.2	63.3	67.2	72.7	74.0	75.7	80.8	100.8	246.1	478.7	519.9
82.5°	45.1	48.0	43.4	50.6	50.6	48.5	57.0	67.6	113.1	474.0	567.1
85°	24.7	25.1	22.5	25.9	27.6	27.2	30.2	33.2	54.8	316.3	326.1
87.5°	6.0	6.4	6.8	8.1	9.8	9.8	10.6	9.4	17.9	102.5	58.7
90°	0.0	0.0	0.0	0.0	0.0	0.0	0.0	0.0	0.0	0.0	0.0

(END OF REPORT)